

December 2023



EnBW Investor presentation >



EnBW's integrated business model proves resilience in times of market volatility and geopolitical change



Integrated portfolio approach

- The only German utility covering the entire value chain
- Stabilizing the energy system, providing security of supply and driving the German energy transition



High share of low-risk business

- Regulated grids and contracted or guaranteed renewables earnings are anchor of stability
- 66% EBITDA contribution from low-risk business in 2022



Prudent hedging strategy

- Natural hedge of own generation and sales activities de-risks unfavorable price movements
- Earnings locked-in by hedging for up to 3 years and growing long-term (10y+) PPA footprint



Strong ESG focus

- Accelerated coal exit by 2028
- Paris-aligned with a 1.5°C path for own emissions approved by SBTi
- Climate neutrality target 2035



Strong financial performance

- FY2022 earnings performance well above guidance despite challenging market environment
- Significant growth potential from strong political commitment to accelerate energy transition
- Adjusted EBITDA guidance FY23: €5.9 to 6.5 bn (+48 to +63%)



Stable government-related shareholder structure

- Federal state of Baden-Württemberg and OEW (an association of counties) > 93% of share capital
- The shareholder structure has remained virtually unchanged and thus very stable since 2011

Strong performance despite significant headwinds in 2022



EnBW Group
Adjusted EBITDA

2021
€3.0 bn

2022
€4.0 bn

2023
€5.9 - 6.5 bn

Adjusted EBITDA in € m



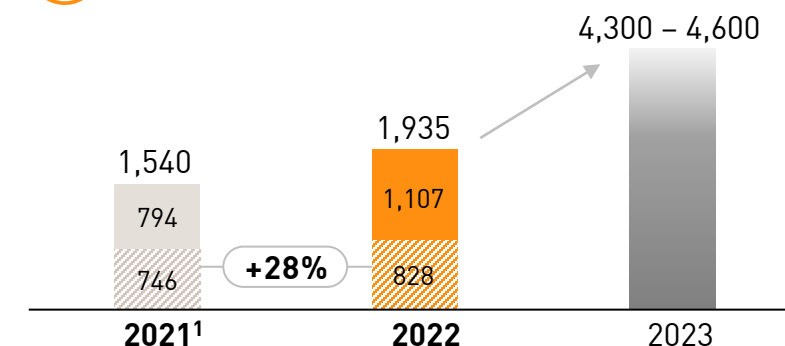
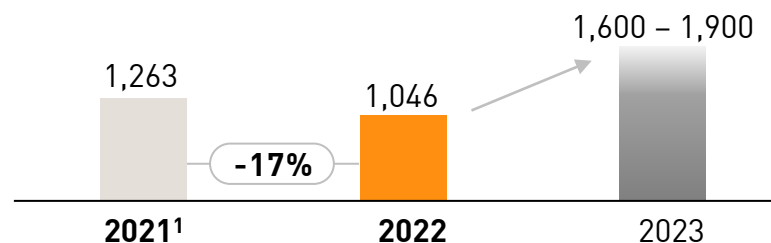
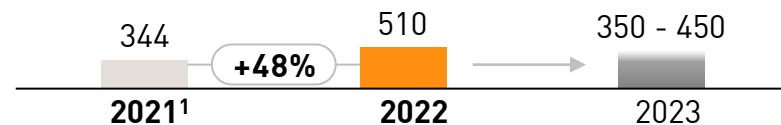
Smart Infrastructure for Customers



System-Critical Infrastructure



Sustainable Generation Infrastructure



energy prosumer connected home
digital services heat transition eco-oriented providers
autarchy **sustainability** price increases
increasing customer expectations **green energy tariffs**
upward trend in e-mobility

e-mobility smart grids
volatile electricity generation **grid stability** HVDC
transmission grids electricity
Baden-Württemberg **hydrogen** distribution grid
infrastructure higher demand

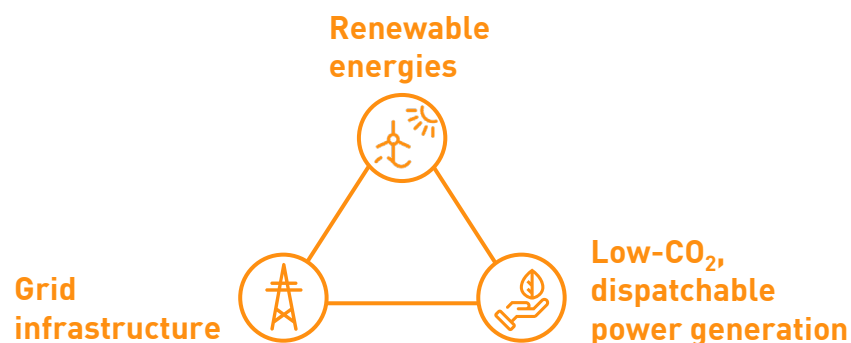
coal phase-out increased CO₂ prices
conventional power back-up **renewable energy** solar and offshore wind in Germany
increasing electricity demand **high commodity prices** fuel switch

¹ The figures for the previous year have been restated.

Significant investment volume accelerates energy transition



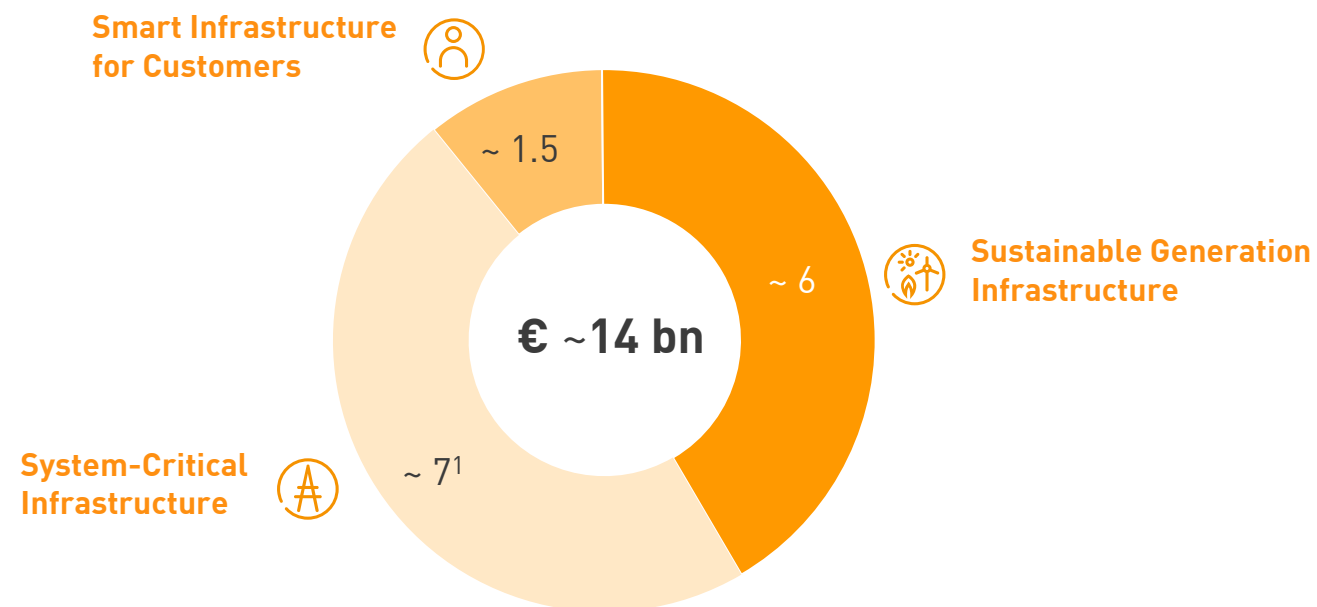
Triangle of energy transition



- Significant progress has to be made in all three fields simultaneously – rather than sequentially - to realize the energy transition in Germany within the contemplated time frame

Total investment volume 2023 - 2025

in € bn



- Being the only fully integrated utility in Germany EnBW implements major projects in all dimensions
- EnBW has a holistic view of the energy transition in all its facets

¹ Investments in transmission grids, distribution grids, water grid and grids services

Renewables and flexible power plants complement each other



Renewable Energies

In operation 2022

- Offshore wind 1 GW
- Onshore wind 1 GW
- Solar 0.8 GW

Targets 2025

- Share of generation capacity >50%
- Renewable Energies 6.5 – 7.5 GW

Climate neutral gases

- Exclusive offtake rights for green ammonia
- Hydrogen from beginning of 2030s

 **Investments RE 2023 - 2025** €~4 bn



Thermal Generation

Coal exit 2028

- Coal 33% of generation capacity (2022)
- Share adjusted EBITDA < 5% (2022)
- Share external revenue < 5% (2022)

Nuclear exit 15 April 2023¹

- 9% of generation capacity (2022)

Reserve power plants

- 1.7 GW²

Fuel switch projects: H₂-ready

- 1.5 GW (COD 2025/26)



Energy Trading

Hedging policy

- Hedging generation and sales position against high volatility
- Contracts are closed on a back-to-back basis
 - Hedge levels³: 90 – 100% for 2024, 50 – 80% for 2025; 10 – 40% for 2026

Strategic dimensions

- Further growing LNG sourcing
- Further diversification of gas and coal procurement
- Regional expansion into CWE/Nordics

¹ Limited extension for three German nuclear power plants until 15 April 2023 including EnBW's power plant Neckarwestheim 2

² Not included in EnBW's generation portfolio

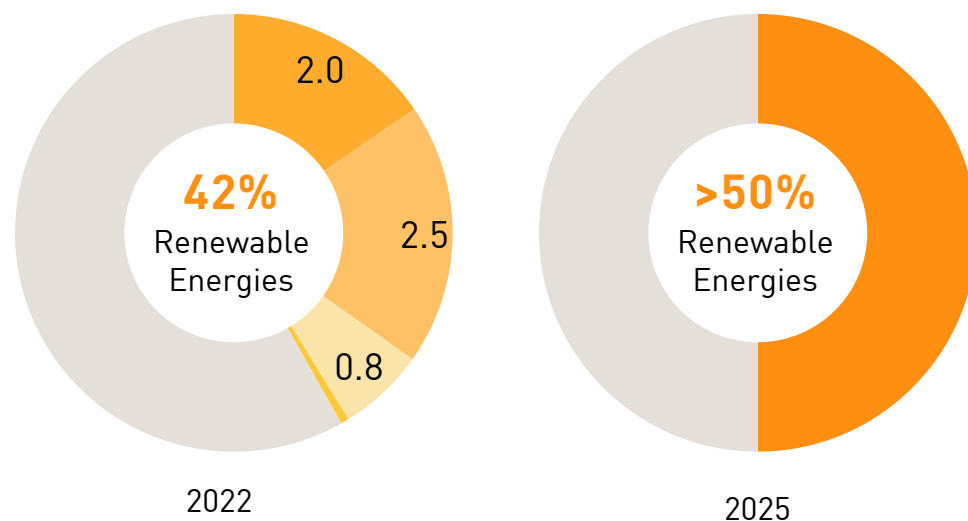
³ As of 30 September 2023

Focus on large-scale expansion of renewable energies

Generation portfolio

in GW

13.1 GW of which **5.4 GW** renewables



Renewables Hydropower Other renewables
 Wind PV Thermal generation

Secured pipeline including project development¹



PV

- ~7.7 GW



Wind onshore

- ~7.1 GW



Wind offshore

- ~5.9 GW

EnBW focuses on Europe for the expansion of offshore wind power

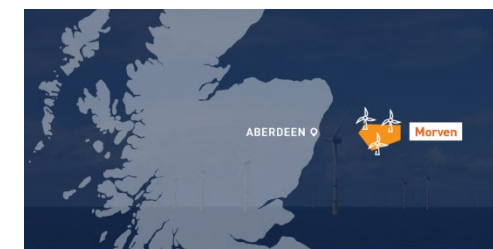
Irish sea

- Combined capacity of 3 GW
Expected FID 2026 / COD 2029



Scotland

- Capacity of 2.9 GW
Expected FID 2026 / COD 2030



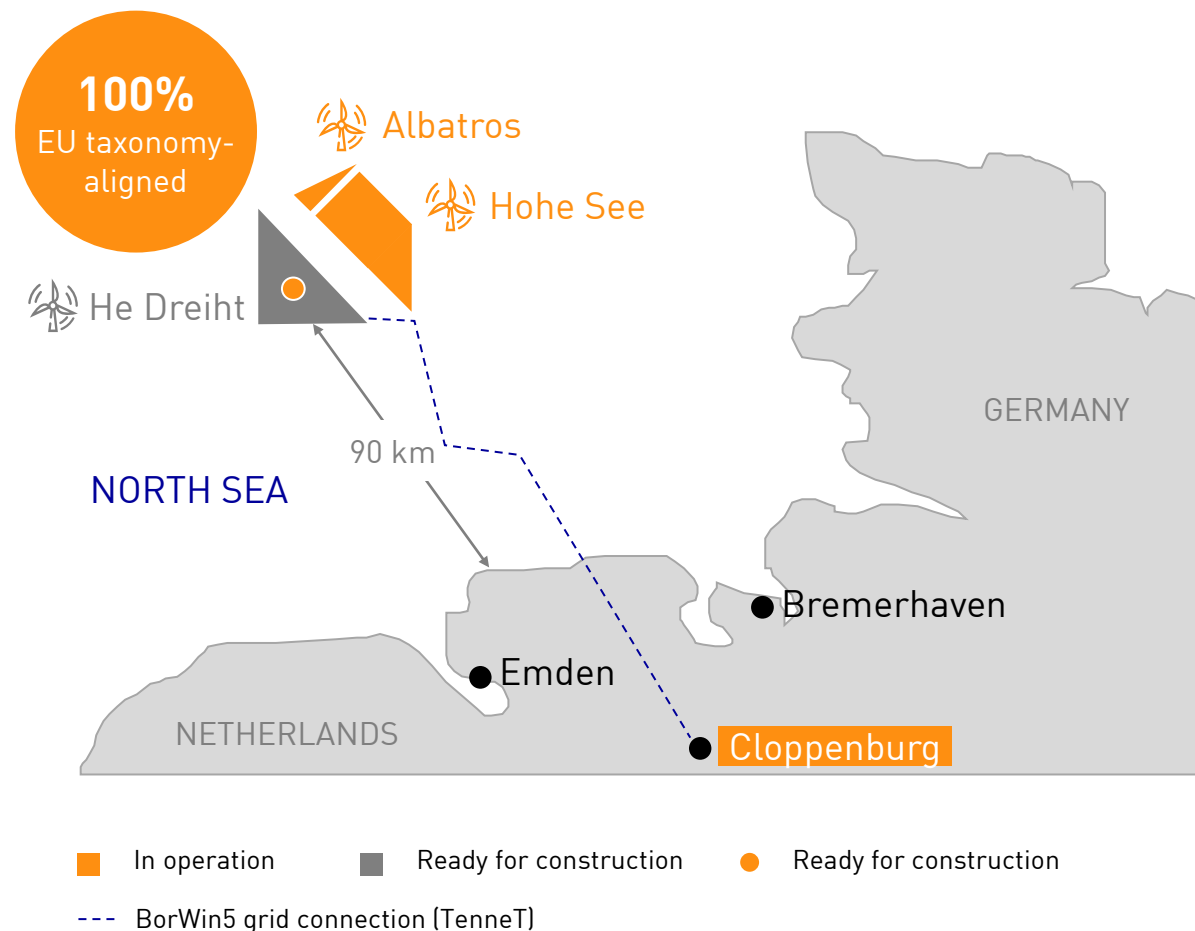
¹ As of 30 June 2023



EnBW realizes first fully merchant offshore wind project in Germany

He Dreiht

- One of the first offshore wind projects worldwide that committed to be delivered on zero-subsidy in an auction in 2017
- FID March 2023 / Planned COD 2025
- 960 MW installed capacity - largest turbines to date with 15 MW each (64 Vestas turbines)
- Investment volume of €2.4 bn
- Investment secured with strong partners; commencement of construction in partnership with a consortium of infrastructure funds (49.9% minority stake) - Allianz Capital Partners, AIP, Norges Bank (March 2023)
 - EnBW as long-term operator providing all relevant services during the lifetime of the windfarm
 - Comprehensive portfolio of 455 MW long-term PPAs concluded with financially solid offtakers – Fraport, Evonik, Salzgitter, Bosch, Deutsche Bahn and PASM
 - EnBW equity contribution supplemented through a €600 m long-term loan by EIB and a €500 m long-term loan by EIFO



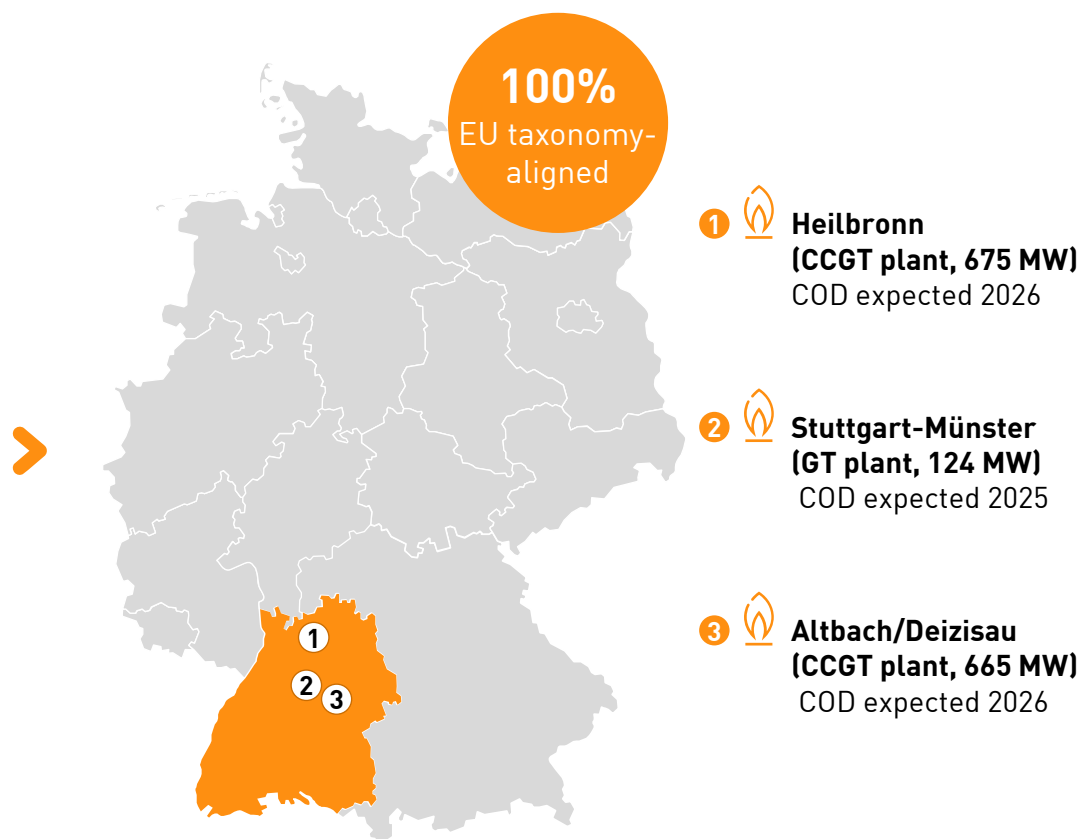
Fuel switch from coal to natural gas to climate neutral gases reduces CO₂ from dispatchable generation significantly

3 major fuel switch projects from coal to natural gas

- FID March 2022
- Investment volume of €~1.6 bn

Rationale for fuel switch

- Cuts carbon emissions immediately by 55%
- Dispatchable power CCGT plants pave the way to exit coal
- Driven by heat energy transition, priority on locations with integrated district heat provision
- Keeps locations economically viable and contributes to security of supply



Fuel switch plants H₂-ready

- Deployment of gas turbines allows admixture of 10% - 25% H₂ from the beginning
- Conversion to 100% H₂ combustion already reflected
- Operation with climate-neutral gases from beginning of 2030s

Sustainable Generation Infrastructure Wide variety of hydrogen activities already in progress across the EnBW Group

1 Öhringen Hydrogen Island

- Up to 30% hydrogen blended into gas grid for heat supply
- Supply of operating site plus 26 households
- Operating buildings supplied from 2021



2 Fuel-switch power plants

- Conversion of three coal-fired heat and power plants to natural gas and subsequently hydrogen
- Total output 1,500 MW_{el}, 829 MW_{th}
- Planned start-up: COD 2025/26, conversion to H₂ from beginning of 2030



3 H₂ Whylen Real-World Lab

- Production of green hydrogen from run-of-river hydropower
- Utilises electrolysis waste heat
- Generating capacity: 6 MW_{el}
- Planned start-up: 2025 (1 MW_{el} already on stream)



4 Rostock hydrogen port

- Production of green hydrogen
- Consortium project (Port of Rostock, Rheinenergie, RWE)
- Generating capacity: 100 MW
- Electrolyser planned to start operating in 2026



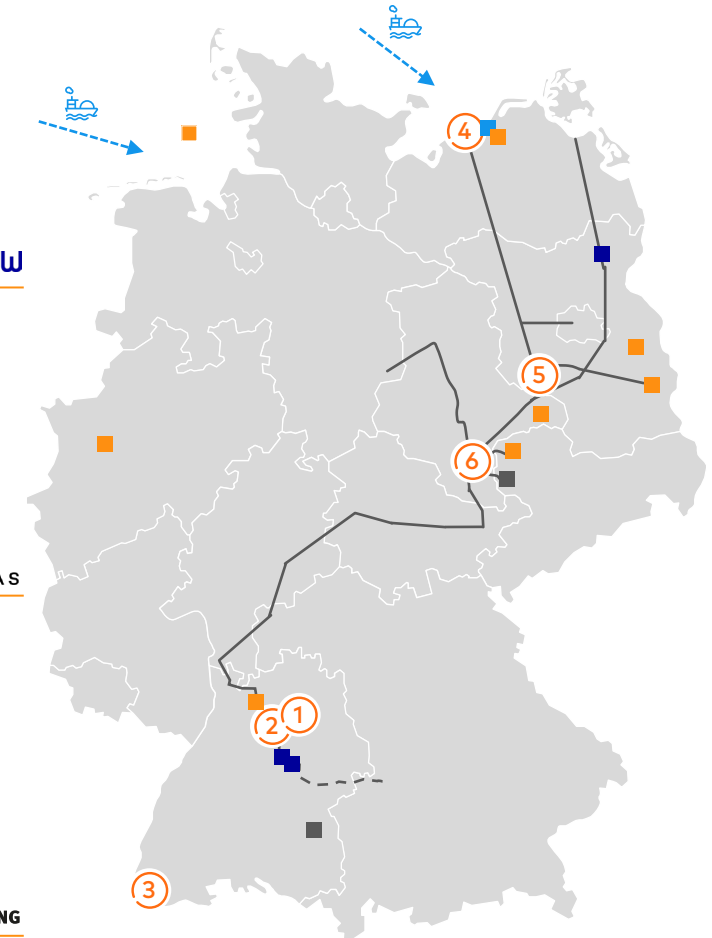
5 Doing Hydrogen & Green Octopus

- Conversion of natural gas pipelines and construction of additional hydrogen pipelines for total of 900 km (Rostock-Leipzig-Salzgitter axis)
- First sections of pipelines planned to start operating from 2027



6 Energy Park Bad Lauchstädt

- Integrated project along hydrogen value chain in project consortium (uniper, Terrawatt, DBI)
- Hydrogen produced used in industry
- Electrolyser generating capacity: 30 MW
- Wind farm, electrolyser and pipeline planned to start operating in 2025




Investing into the backbone of the energy transition - grids



Electricity distribution grids

- Integration of renewables and e-mobility
- Netze BW climate neutral since 2021
- Expansion and renewal program launched in 2022 (Netze BW)
- Partnership of Netze BW & 214 municipalities (14%)
- >40,000 feed-in applications in 2022 (+78% for photovoltaic systems)
- 20,000 wallbox applications in 2022



Electricity transmission grids

Expansion to transmit electricity generated in the windy north to southern Germany

- 1 **SuedLink** 2 x 2 GW, >600 km (TransnetBW, TenneT)
- 2 **ULTRANET** 2 GW, 340 km, 40 km under TransnetBW (TransnetBW, Amprion)

TransnetBW:

Sale of 49.9% minority stake to long-term partners

- 24.95% to Südwest Konsortium² Holding GmbH (May 23)
- 24.95% to German state-owned KfW bank (Nov 23)



Gas grids

Transmission/distribution of H₂ from beginning of 2030s expected; pilot projects at an earlier stage

Transmission grids (9,800 km)

- Commissioning of Neckarenztal-pipeline (30 km) already H₂-ready
- Planning of H₂-ready natural gas pipelines in South-Germany (~250 km) to meet rising demand¹


Distribution grids (16,900 km)

- Project "H₂-island" Oehringen already delivers highly pure hydrogen

¹ terranets bw; ² consortium of financial institutions, insurers and corporations investing in TransnetBW, consists of many Baden-Württemberg savings banks together with L-Bank, BGV Badische Versicherungen, Württembergische Gemeinde-Versicherung, Stuttgarter Lebensversicherung, SV Sparkassenversicherung and Evangelische Landeskirche Württemberg

Smart Infrastructure for Customers

Sustainable engagement for our customers



Electricity and gas

Supply of ~5.5 m customers with electricity, gas, district heating, drinking water

- Green electricity as standard product - 620,000t CO₂ saved in 2022¹
- Energy related services for B2B customers
- Energy supply & savings contracting
- SENEK among top 3 suppliers for home storage and solar systems in Germany
 - PV capacity sold doubled to ~220 MW in 2022 in Germany
 - Market share of 20% in Germany

E-mobility

- Leading and award-winning Charge Point Operator (CPO) with largest fast charging network in Germany
 - Currently >1,000 locations
 - Best German CPO²
 - Target 2030: 30,000 fast-charging points
- Leading E-mobility provider in Germany
 - Access to ~500,000 charging points in Europe
 - Access to largest charging net in DACH³
 - Best value for money of independent suppliers⁴
 - No.1 e-mobility app in Germany⁵
- Successful expansion to Austria
 - 25% of shares in SMATRICS acquired

Broadband/Telecommunication

Fiber infrastructure combined with product and service portfolio

NetCom BW

- ~87,000 customers
- ~21,700 km of fiber optic cable

Plusnet (telecommunications provider)

- >25,000 business customers
- 100G core network based on 6,500 km fiber network with access to further 50,000 km fiber

¹ Excluding the provision of basic and reserve supplies;

² connect 11/2022 and 12/2021;

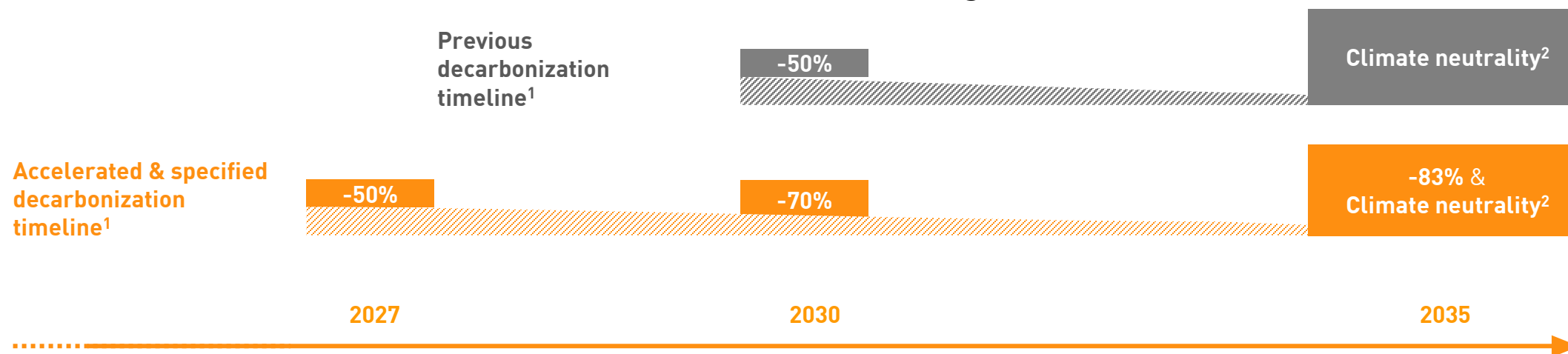
³ AUTO BILD 27/2023, 22/2022 and 20/2021;

⁴ AUTO BILD „eMobility Excellence Report 2023“: EnBW test winner for the third year in a row

⁵ Stiftung Warentest 5/2022 GOOD, iOS: 2.1, Android: 2.2

EnBW has accelerated its decarbonization consistent with a 1.5°C path for own emissions approved by SBTi

EnBW has set itself more ambitious climate action targets



- SBTi validates EnBW's climate targets in Scopes 1, 2 & 3
- Paris-aligned with a 1.5°C path for our own emissions approved by SBTi
- Coal exit by 2028 accelerated by 7 years
- Climate neutrality target 2035 confirmed with accelerated decarbonization milestones

¹ EnBW's own emissions (Scope 1 & 2). The target refers to CO₂eq (CO₂, CH₄, N₂O and SF₆). The baseline year is 2018.

² Includes in part the offsetting of remaining residual emissions via recognized compensation certificates.

Emission reduction targets include the entire value chain



Scope 1

Direct emissions from EnBW-owned electricity and heat generation plants



Scope 2

Indirect emissions transmission and distribution of energy by subsidiaries (grid loss emissions)



Scope 3

Indirect emissions from gas procurement and from gas combustion at end customers

Reduction¹ 2035
in absolute emissions by **83%**

Reduction¹ 2035
in absolute emissions
from gas activities by **43%**

¹ Relative to 2018 base year

Accelerated coal exit 2028 is a key milestone in EnBW's climate transition plan

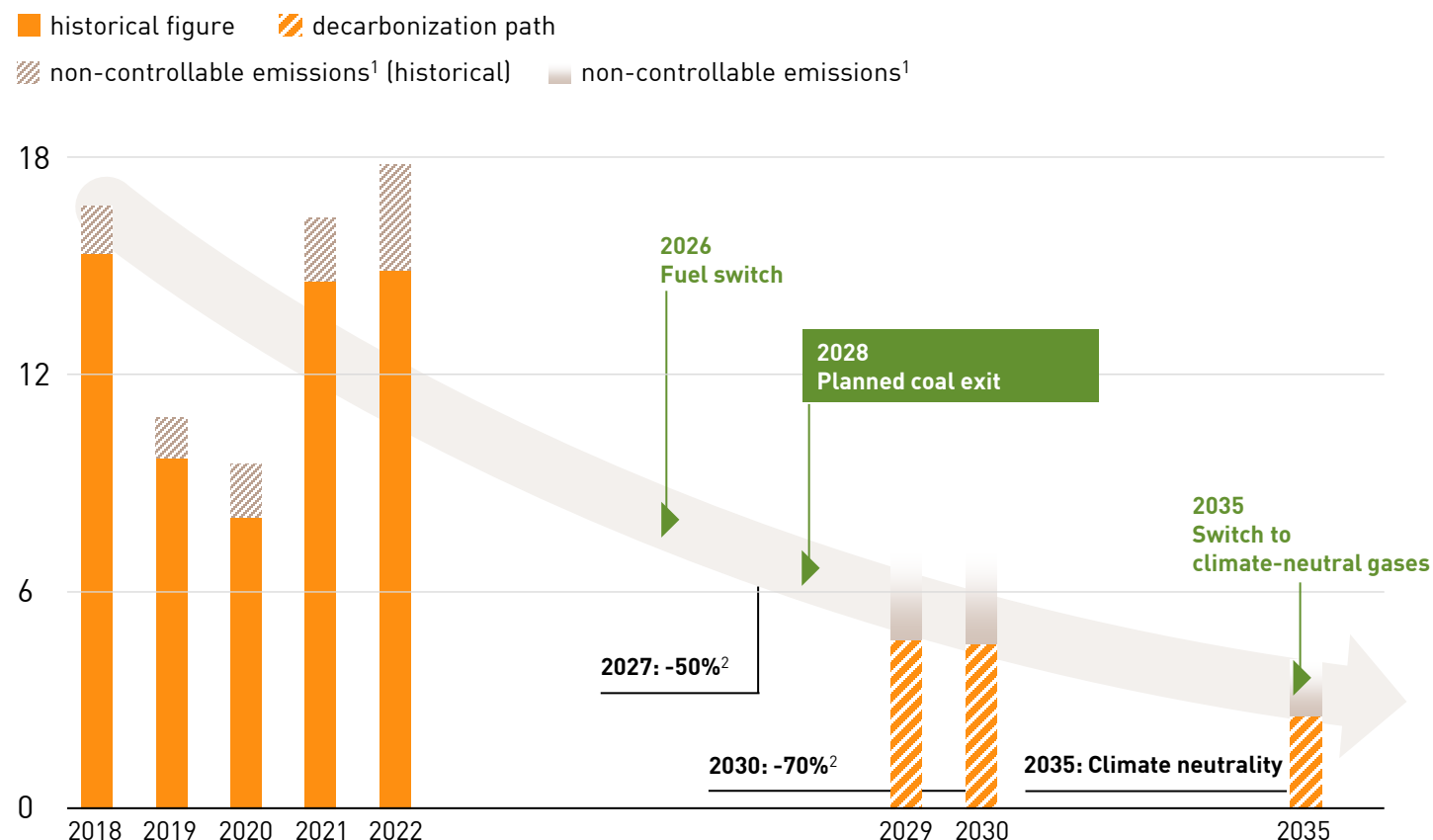
EnBW 1.5°C Paris-aligned pathway for 2035 (scope 1 & 2)

- Adding dispatchable power by early fuel switch from coal to gas starting in 2026 in three plants
- Early phase-out of the remaining coal power plants in 2028 with around 2,000 MW generation (originally scheduled for 2035)
- Fuel switch to climate neutral gases from early 2030s

A just transition

- Security of supply guaranteed
- Secure locations and jobs
- Coal procurement aligned with ESG standards

CO₂-footprint of EnBW (scope 1 – in mt CO₂ eq.)



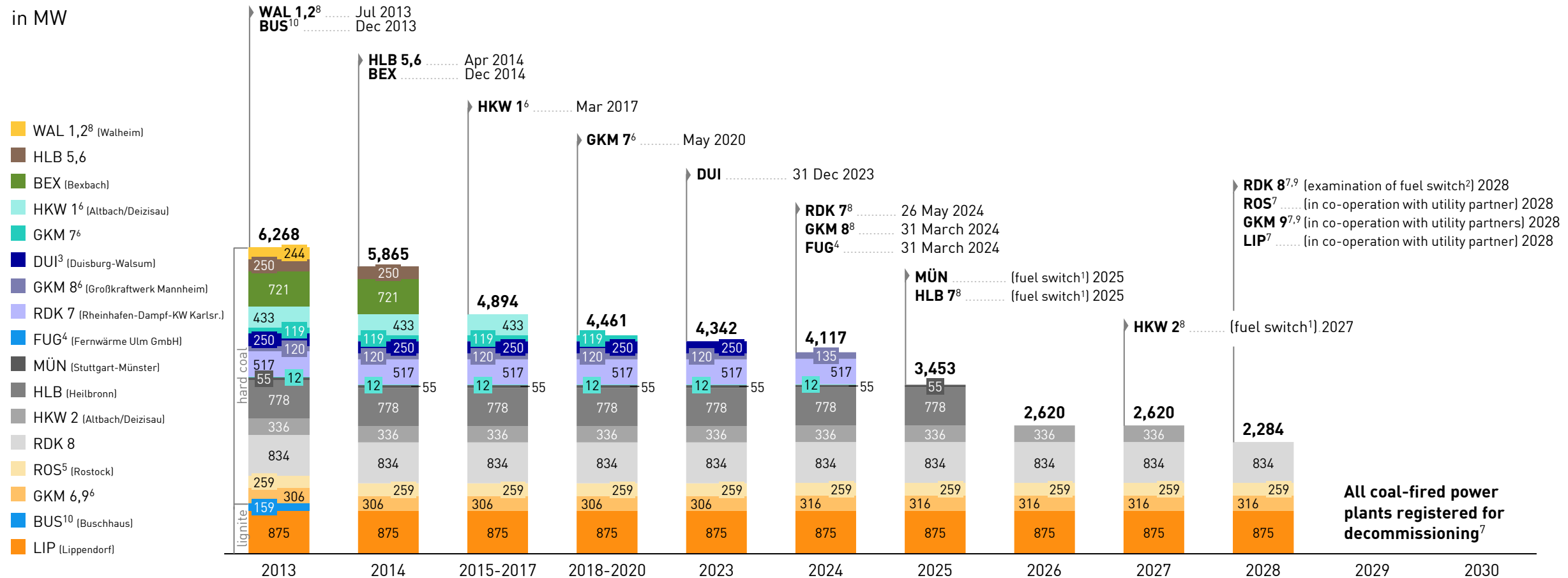
¹ Non-controllable emissions: Emissions from reserve power plants and redispatch operations not controlled by EnBW.

They are displayed separately from controllable emissions in our integrated report. For the reduction pathway, our main focus is on the controllable emissions.

² Scope 1 & 2 compared to 2018

EnBW follows a specific schedule to phase out coal by 2028

in MW



1 Fuel switch from coal to natural gas, until the mid-2030s switch to climate neutral gases like Green Hydrogen
 2 Examination of options to switch to climate neutral dispatchable generation (fuel switch to climate neutral gases e.g. Green Hydrogen)
 3 Duisburg-Walsum: Electricity supply contract with STEAG AG
 4 Fernwärme Ulm GmbH: EnBW and Stadtwerke Ulm/Neu-Ulm GmbH (SWU) each have a 50% share in Fernwärme Ulm GmbH (FUG), temporary return of the coal fired units to the electricity market (max. March 2024)
 5 Rostock: Joint power plant EnBW (50,38%), Rheinenergie (49,62%)

6 GKM: Joint power plant RWE Generation SE (40%), EnBW Energie Baden-Württemberg AG (32%) and MVV RHE GmbH (28%); from 2024, EnBW's share increases by 15 MW for GKM8 and by 10 MW for GKM6.
 7 Provided the energy transition progress allows a coal exit by 2028
 8 Market decommissioning as planned, transfer to grid reserve
 9 Market decommissioning as planned, transfer to grid reserve expected
 10 Power purchase agreement

EnBW has further diversified funding sources and broadened the investor base thanks to trust in its robust business model



EnBW's financial objectives

- Flexible access to capital markets
- Well-diversified portfolio of financing sources
- Solid investment grade ratings:
Moody's Baa1 stable, S&P A- stable
- Management of credit metrics by KPI debt repayment potential
- Close integration of corporate and financing strategy

Long-term financing in the capital markets
€~2.0 bn p.a.



EnBW's financing strategy

- Separate management of operating financing needs and long-term obligations
- Diversified market and investor approach
- Funding mix complemented by ESG linked instruments
- Well-balanced maturity profile
- Subordinated capital to support senior debt holders

Successful financing activities in 2022 & 2023

- €500 m promissory notes across 3-10 years
- \$850 m equiv. US private placement in USD, GBP and EUR and 3-12 years
- €2.25 bn senior bond issuances (thereof €1.0 bn Green Bonds)
- €2.0 bn bilateral credit lines added, total of €6.6 bn¹
- €600 m loan contract for He Dreiht signed with European Investment Bank
- €500 m loan with a consortium of banks secured by EIFO
- CHF410 m senior bond issuances
- €1.5bn two senior Green Bonds

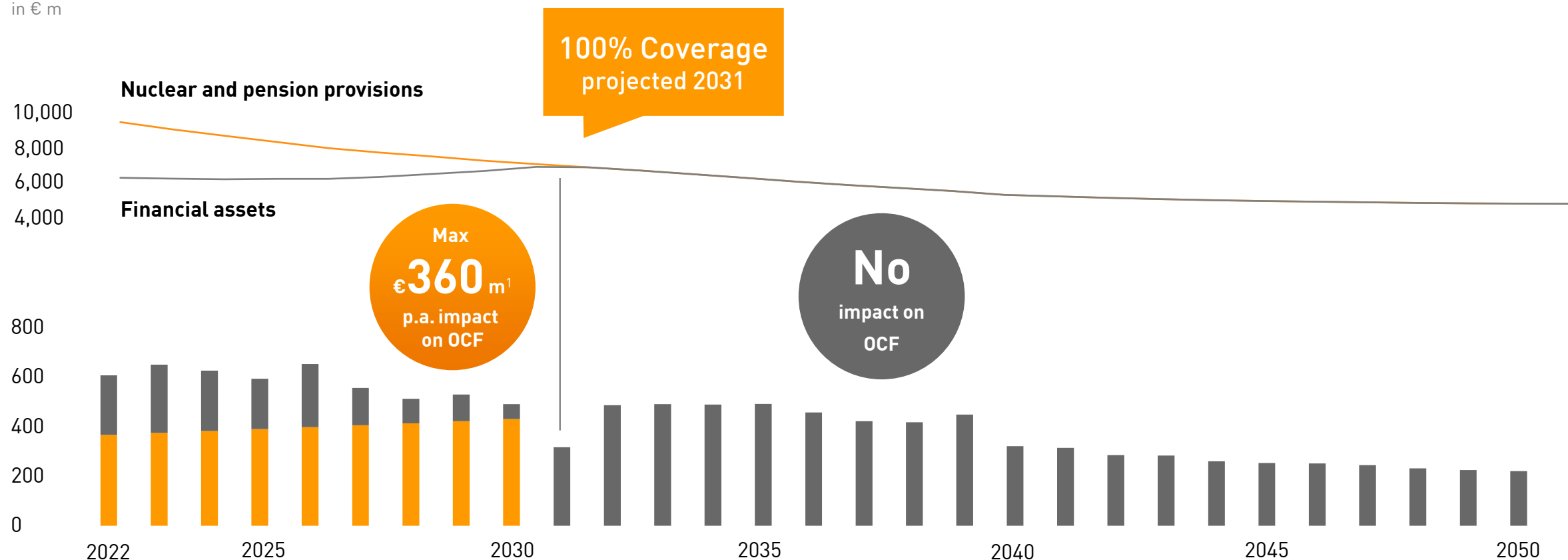
¹ Syndicated and bilateral bank lines available as of 30 September 2023

Asset Liability Management Model

Management of financing needs for pension and nuclear obligations

EnBW's cash flow-based model

in € m



As of 30 June 2022

¹ Adjusted for inflation

OCF: Operating cash flow

Key investment highlights



Integrated utility with a diversified business portfolio

High share of stable, low-risk business

Hedging of merchant earnings for up to 3 years in advance

Ambitious climate action targets

Prudent financial policy and solid investment-grade credit ratings

Stable government-related shareholder structure

Financial calendar

Upcoming events



27 **March 2024, 03:00 pm CET**
Publication FY 2023
Investor and analyst conference call

7 **May 2024, 10:00 am CEST**
Annual General Meeting 2024

14 **May 2024, 01:00 pm CEST**
Publication 3M 2024
Investor and analyst conference call

9 **August 2024, 01:00 pm CEST**
Publication 6M 2024
Investor and analyst conference call

12 **November 2024, 01:00 pm CET**
Publication 9M 2024
Investor and analyst conference call

IR contacts



Marcel Münch

SVP Finance, M&A and
Investor Relations



+49 721 63 16 102



Lenka Zikmundova

Head of
Investor Relations



+49 721 63 12 210



Peter Berlin

Head of Finance



+49 721 63 12 844



Julia von Wietersheim

Senior Manager
Investor Relations



+49 721 63 12 060



Lea Gantz

Manager
Investor Relations



+49 721 63 13 646



Regina Martin

Manager
Investor Relations



+49 721 63 13 613



investor.relations@enbw.com

Important note

No offer or investment recommendation

This presentation constitutes neither an offer nor an invitation to subscribe or to purchase securities, nor is this presentation or the information contained herein meant to serve as a basis for any kind of obligation, contractual or otherwise. In all legal systems this document may only be distributed in compliance with the respective applicable laws, and persons obtaining possession of this document should familiarize themselves with, and adhere to, the relevant applicable legal provisions. A breach of these restrictions may constitute a violation of US securities laws or of the laws applicable in other legal systems.

This presentation must not be construed as an offer or invitation or recommendation to, purchase or sell or subscribe for, or any solicitation of any offer to purchase or subscribe for any securities of EnBW Energie Baden-Württemberg AG ("EnBW") in any jurisdiction. If any such offer or invitation is made, it will be done so pursuant to separate and distinct documentation in the form of a prospectus, offering circular or other equivalent document (a "prospectus") and any decision to purchase or subscribe for any securities pursuant to such offer or invitation should be made solely on the basis of such prospectus and not these materials. Any such prospectus can be obtained from the website of the Luxembourg stock exchange ([www. bourse.lu](http://www.bourse.lu)).

This communication is an advertisement for the purposes of Regulation (EU) 2017/1129 and underlying legislation. It is not a prospectus.

In particular, this document constitutes neither an offer to sell nor a solicitation of an offer to purchase securities in the United States. The securities of EnBW described herein (the "Securities") may not be offered or sold in the United States or to or for the account or benefit of "U.S. persons" (as such term is defined in Regulation S under the U.S. Securities Act of 1933, as amended (the "Securities Act")) absent registration or an exemption from registration under the Securities Act. The Securities have not been and will not be registered under the Securities Act or the securities laws of any State of the United States. There will be no public offering of the Securities in the United States. The transfer of the Securities may also be subject to conditions set forth in a purchase agreement under which they are to be issued. No secondary trading market for the Securities is expected to develop and each prospective investor should proceed on the assumption that it must bear the economic risk of an investment in the Securities for an indefinite period of time.

Information contained in this presentation

The information contained in this presentation has been provided by EnBW and has not been verified independently. Unless otherwise stated, EnBW is the source of information. Unless indicated otherwise, all data contained herein refers to the EnBW Group and is calculated according to IFRS. Statements contained in this presentation regarding past events or performance should not be taken as a guarantee of future events or performance.

Forward-looking statements

This presentation, which has been prepared by EnBW, includes statements that are, or may be deemed to be, "forward-looking statements", which can be identified by the use of forward-looking terminology, including the terms "believes", "estimates", "plans", "projects", "anticipates", "expects", "intends", "may", "will", "should" or, in each case, their negative or other variations or comparable terminology. These forward-looking statements include matters that are not historical facts and include statements regarding EnBW's intentions, beliefs or current expectations. In so far as forecasts or expectations are expressed herein or where statements concern the future, these forecasts, expectations or statements may involve known or unknown risks and uncertainties.

Actual results or developments may vary, depending on changes in the operating environment. Any forward-looking statements in this presentation reflect EnBW's view with respect to future events as at the date of this presentation and are subject to risks relating to future events and other risks, uncertainties and assumptions relating to the Company's operations, results or operations, growth strategy and liquidity. Neither EnBW nor its group companies nor any of their respective officers, employees or affiliates nor any other person shall assume an obligation to update the forecasts, expectations or statements contained in this presentation. Neither EnBW nor its group companies or the Agents nor any of their respective officers, employees or affiliates nor any other person shall assume or accept any responsibility, obligation or liability whatsoever (in negligence or otherwise) for any loss howsoever arising from any use of this presentation or the statements contained herein as to any statements of future expectations and other forward-looking statements, or the fairness, accuracy, completeness or correctness of statements contained herein.

No obligation to update information

In giving this presentation, EnBW undertakes no obligation to update or revise any of the information, including forward-looking statements, or the conclusions contained herein or to reflect new events or circumstances or to correct any inaccuracies which may become apparent subsequent to the date hereof.

No legal, tax or investment advice

Prospective recipients should not treat the contents of this presentation as advice relating to legal, taxation or investment matters, and are to make their own assessments concerning such matters and other consequences of a potential investment in EnBW and its securities, including the merits of investing and related risks.

Non-IFRS figures

This presentation contains certain financial measures (including forward-looking measures) that are not calculated in accordance with IFRS and are therefore considered as "Non-IFRS financial measures". The management of EnBW believes that the Non-IFRS financial measures used by EnBW, when considered in conjunction with (but not in lieu of) other measures that are computed in accordance with IFRS, enhance an understanding of EnBW's results of operations, financial position or cash flows. These Non-IFRS financial measures should not be considered in isolation as a measure of EnBW's profitability or liquidity, and should be considered in addition to, rather than as a substitute for, net income and the other income or cashflow data prepared in accordance with IFRS. In particular, there are material limitations associated with the use of Non-IFRS financial measures, including the limitations inherent in the determination of each of the relevant adjustments. The Non-IFRS financial measures used by EnBW may differ from, and not be comparable to, similarly-titled measures used by other companies.

Rounding

Certain numerical data, financial information and market data (including percentages) in this presentation have been rounded according to established commercial standards. As a result, the aggregate amounts (sum totals or interim totals or differences or if numbers are put in relation) in this presentation may not correspond in all cases to the amounts contained in the underlying (unrounded) figures appearing in the consolidated financial statements. Furthermore, in tables and charts, these rounded individual figures and percentages may not add up precisely to totals or subtotals contained in tables or mentioned elsewhere in this presentation.

An orange rounded rectangle is positioned on the left side of the slide, partially overlapping the EnBW Energie Baden-Wuerttemberg AG header.

EnBW Energie Baden-Wuerttemberg AG

Investor Relations

✉ investor.relations@enbw.com

☎ +49 721 63-12060

Durlacher Allee 93

76131 Karlsruhe

Companies registered office: Karlsruhe, Germany

Local court Mannheim · HRB no. 107956

Chairman of the Supervisory Board: Lutz Feldmann

Board of management: Andreas Schell (Chairman), Dirk Güsewell,
Thomas Kusterer, Colette Rückert-Hennen, Dr. Georg Stamatelopoulos